




CTCOG

Applicant	Priority	Poverty	Match	Previous Funding	ENV Score	PCR Score	EXT Score	DEOB Score	Total Score	Tie Breaker
Mullin	50	17.9099	50	60	5	5	3	7	197.9099	\$ 33,500.00
Richland Springs	50	12.7840	50	60	5	5	3	7	192.7840	\$ 23,563.00
San Saba County	50	12.4211	50	60	5	5	3	7	192.4211	\$ 54,087.00
Evant	50	9.3276	50	60	5	5	3	7	189.3276	\$ 41,196.00
Milano	50	9.0886	50	60	5	5	3	7	189.0886	\$ 68,003.00
Troy	50	8.4221	50	60	5	5	3	7	188.4221	\$ 64,694.00
Belton	50	15.7291	50	40	4	5	3	7	174.7291	\$ 57,025.00
Hamilton	50	13.2209	50	40	5	5	3	7	173.2209	\$ 46,538.00
San Saba	50	16.8625	50	40	0	5	3	7	171.8625	\$ 43,224.00
Lampasas	50	12.2898	50	20	5	5	3	7	152.2898	\$ 57,270.00
Rockdale	50	12.2270	50	20	5	5	3	7	152.2270	\$ 39,911.00
Gatesville	50	10.1197	50	20	5	5	3	7	150.1197	\$ 46,536.00

-  Blue: Invited to complete Project Application
-  Light Blue: Invited to complete Project Application as marginal applicant
-  Pink: Application not eligible for funding